



U.S. Citizenship
and Immigration
Services



Self Check

Interactive Preview

[Start](#)

E-Verify Self Check Interactive Preview

The intent of this Preview is to provide an understanding of how a user will experience the E-Verify Self Check service.

The Self Check Process

While this Preview should answer many questions about the Self Check service, having an understanding of the Self Check process at a high level will greatly assist in navigating through this document. Please click the button to the right to read a short background explanation and see a high level process overview.

**Self Check
Overview**

Document Content

Many pages in this Preview are limited by screen space and can not include the full Self Check website content. When space is too limited, the most representative text is displayed and the following statement is used to denote where content is not shown:

(content continues...)

Document Navigation

The Preview demonstrates a Self Check user's experience by using visual and navigation elements that mimic the final website. The primary navigation methods are to click buttons, such as the ones on this page, or to use navigation menus that will appear on the left side of the page.

In addition, the Preview allows a viewer to "jump" to any page by using a Page Index, and to select which "path" to view when the Self Check process comes to a branching point.

All of the available navigation options are explained on the following page.

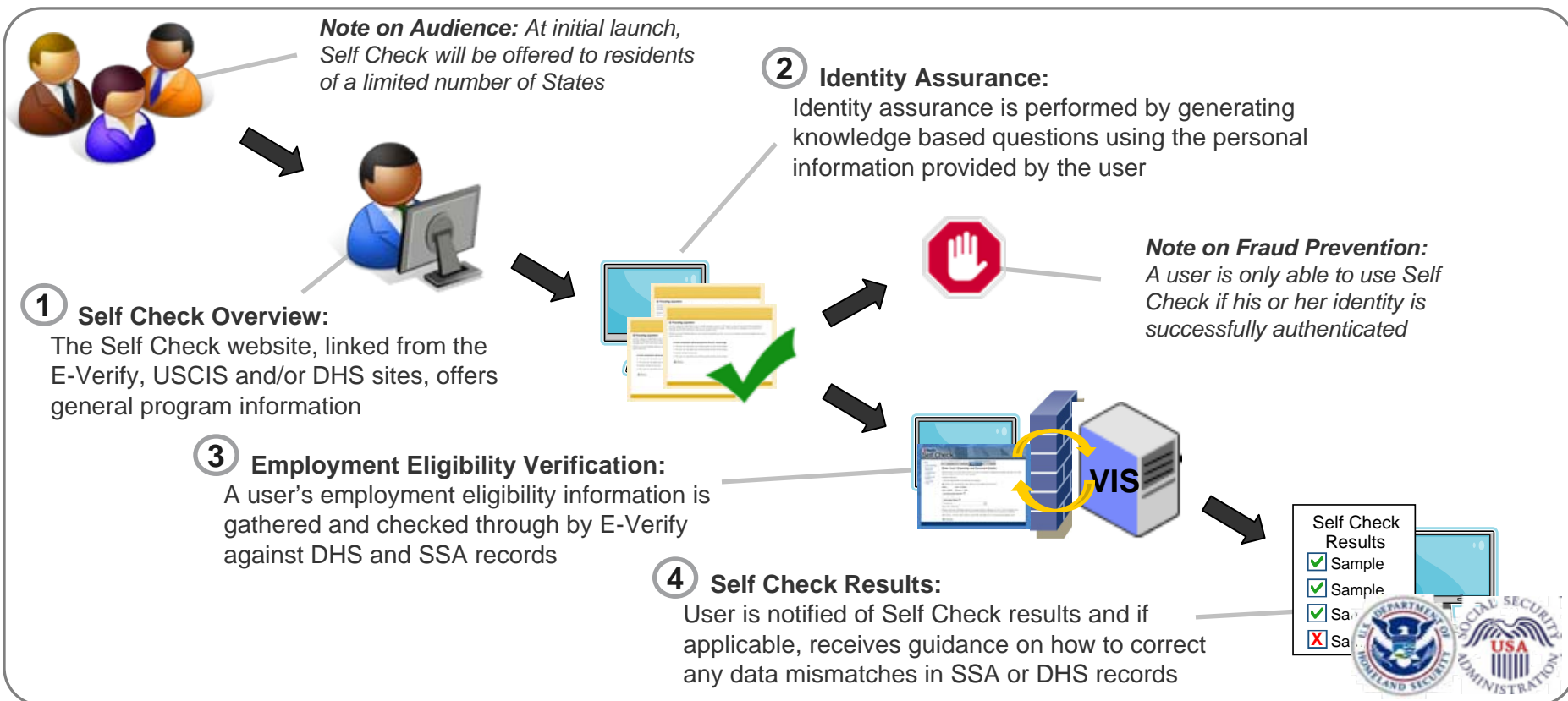
**Navigation
Options**

Overview of the E-Verify Self Check Service

The Verification Division of U.S. Citizenship and Immigration Services is developing the E-Verify Self Check service to provide the U.S. workforce a means to check their eligibility to work in the United States, as determined by the existing E-Verify system.

Self Check is expected to provide the following benefits: reduce the potential for employment discrimination, reduce the number of tentative nonconfirmations issued by E-Verify, and begin to incorporate identity assurance in the E-Verify program. Below is a high level description of the E-Verify Self Check process.

[Return to Introduction](#)



Interactive Preview Navigation Options

Below are explanations of the navigation options available throughout the Preview.

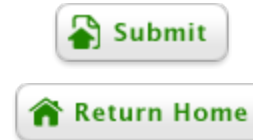
Menus

Most pages in the Preview have a left-side navigational menu that looks similar to the one to the right. These menus generally link to the Self Check informational pages.



Buttons

Buttons throughout the Preview, such as the ones to the right, can be clicked to continue the process.



Alternate Paths

In the Self Check process there are decision points where a user will follow a path based on a decision made by the system. To provide the viewer the option of which screens to view, a choice is presented with the “typical” and “alternate” paths.

Navigation Question – Which Path?

| | |
|----------------------------|--|
| Typical User's Path | Yes, follow the typical path Follow the screens that most Self Check users are expected to see |
| Alternate Path | No, follow the alternate path View screens that few Self Check users will see |

Page Index

From any page, click the icon in top right corner of the page to view the Preview's Page Index.





[Home > E-Verify Self Check](#)

[Printer Friendly](#)

[About Self Check](#)

[How to Use Self Check](#)

[Know Your Rights](#)

[Our Commitment to Privacy](#)

[Questions and Answers](#)

[Start Self Check](#)

E-Verify Self Check

E-Verify Self Check ("Self Check") is a voluntary, fast, free and simple service that allows you to check your employment eligibility in



the United States. If any mismatches are found between the information you provide and your Department of Homeland Security or Social Security Administration records, Self Check will inform you of how to correct those mismatches.

Once you have confirmed your employment eligibility using Self Check, you are unlikely to encounter difficulties upon being hired by an E-Verify participating employer.

USCIS is releasing the E-Verify Self Check service in phases. At this point the service is offered only to users that maintain an address and are physically located in Arizona, Colorado, Idaho, Mississippi, or Virginia. The availability of E-Verify Self Check will be limited for the initial launch as the service is tested and improved upon based on the outcomes of the initial implementation.

If you do not currently maintain residency in one of the states listed, thanks for your patience as we work to improve and expand the E-Verify Self Check service!

[Getting Started](#)

- [Add Our RSS Feed](#)
- [Share This Page](#)

[Home](#) > [E-Verify Self Check](#) > [About E-Verify Self Check](#) [Printer Friendly](#)

- [About Self Check](#)
- [How to Use Self Check](#)
- [Know Your Rights](#)
- [Our Commitment to Privacy](#)
- [Questions and Answers](#)

[▶ Start Self Check](#)

About E-Verify Self Check

The E-Verify Self Check (“Self Check”) service is a free, Internet-based application that can be used by any U.S. worker over the age of 16 to confirm his or her employment eligibility. After the user enters a small amount of information, the Self Check service will check that information against various government databases to determine the user’s work eligibility in the United States.

Self Check is part of E-Verify, a Department of Homeland Security program administered by U.S. Citizenship and Immigration Services in partnership with the Social Security Administration. Please click on the link to the right for more information about E-Verify.

Background

Self Check was developed in response to a request by Congress to create a service through which U.S. workers could check their own employment eligibility status outside of the employer focused E-Verify process. It is the first service offered directly to the U.S. workforce by the E-Verify Program.

Benefits of Self Check

(content continues...)

[▶ Start Self Check](#)


- [Add Our RSS Feed](#)
- [Share This Page](#)



Home > E-Verify Self Check > How to Use E-Verify Self Check Printer Friendly

How to Use E-Verify Self Check

Once you have decided to use the E-Verify Self Check (“Self Check”) service there are four steps to completing the process. The steps are shown in the following graphic and explained below.



Step 1 - Enter ID Data

You will be asked to enter some basic identifying information such as your name, address, date of birth, and Social Security number (SSN).

(content continues...)

[Start Self Check](#)

- Add Our RSS Feed
- Share This Page

[Home](#) > [E-Verify Self Check](#) > [Know Your Rights](#) [Printer Friendly](#)[About Self Check](#)[How to Use Self Check](#)[Know Your Rights](#)[Our Commitment to Privacy](#)[Questions and Answers](#)[▶ Start Self Check](#)

Know Your Rights

No one can require you to use E-Verify Self Check to guarantee your work authorization. For example, it is unlawful for a current or potential employer to require you to provide them with proof of your positive E-Verify Self Check result in order to keep, accept or be offered, a job.

If an employer or potential employer asks you to run a Self Check query to prove that you are authorized to work in the United States, you should notify the Department of Justice, Office of Special Counsel for Immigration-Related Unfair Employment Practices at (800) 255-7688.

Additionally, a positive E-Verify Self Check result should not be a condition of membership into any group or organization, and is not to be required for receipt of any benefit, service, or good from a Federal, state or local agency or a private party.

Notice of a mismatch in your SSA or DHS records does not necessarily mean that you do not have work authorized status. Your mismatch will not be reported except as required by law.

- [Add Our RSS Feed](#)
- [Share This Page](#)



Home > E-Verify Self Check > Commitment to Privacy

Printer Friendly

[About Self Check](#)

[How to Use Self Check](#)

[Know Your Rights](#)

[Our Commitment to Privacy](#)

[Questions and Answers](#)

[Start Self Check](#)

Commitment to Privacy

Privacy is more than a core value that we as Americans embrace; it's the law. E-Verify Self Check is committed to protecting your privacy and civil liberties with the same rigor that DHS places on protecting our homeland. Privacy principles and security measures are incorporated into all Self Check processes and procedures and any changes to Self Check incorporate the highest level of privacy protections possible. Below you will find the E-Verify Self Check Privacy Statement.

E-Verify Self Check Privacy Statement

Our Privacy Commitment to You

USCIS is committed to maintaining the privacy of your Personally Identifiable Information (PII) in accordance with USCIS standards.

Your Expectation of Privacy

USCIS understands that you expect our privacy and personal information to be protected. That is why the Self Check service is designed to require that you authenticate your identity before we allow you to access the information we have about you.

Collection, Retention, and Use of Information about You

The identity assurance questions asked and the answers you submit are not provided to USCIS. USCIS does not retain any personally identifiable information in its Self Check DHS logs.

(content continues...)

- Add Our RSS Feed
- Share This Page



FORMS

NEWS

RESOURCES

LAWS

OUTREACH

ABOUT US

[Home](#) > [E-Verify Self Check](#) > [Questions and Answers](#)

[Printer Friendly](#)

E-Verify Self Check Questions and Answers

- [Add Our RSS Feed](#)
- [Share This Page](#)

- [About Self Check](#)
- [How to Use Self Check](#)
- [Know Your Rights](#)
- [Our Commitment to Privacy](#)
- [Questions and Answers](#)

[Start Self Check](#)

Overview of Self Check

Your Rights and Personal Information

Identity Assurance and the Third Party Provider

Work Authorization

Information About a Mismatch

Contact Information



About Self Check

How to Use Self Check

Know Your Rights

Our Commitment to Privacy

Questions and Answers

[Start Self Check](#)

Home > E-Verify Self Check > Questions and Answers > Overview of Self Check

Printer Friendly

Overview of Self Check

Why is E-Verify Self Check being introduced?

E-Verify Self Check was developed in response to a request by Congress to create a service through which U.S. workers could check their own employment eligibility status outside of the employer focused E-Verify process.

Self Check is the first online service offered directly to the U.S. workforce by the E-Verify Program.

Why is E-Verify Self Check initially limited to certain states?

This is a completely new service offered by the government, and the government wants to make sure that it delivers on its promise of offering U.S. workers employment eligibility information in an accurate and efficient manner. We are rolling out E-Verify Self Check in select states to gain experience in operating the program and ensure that it is accomplishing its mission.

Can I use Self Check to verify someone else's eligibility for employment?

No. Self Check is intended only for users to verify their own employment eligibility. The Self Check service includes an identity assurance feature designed to prevent users from verifying the eligibility of others.

(content continues...)

- Add Our RSS Feed
- Share This Page

[Self Check Home](#)

[About Self Check](#)

[How to Use
Self Check](#)

[Know Your Rights](#)

[Commitment to
Privacy](#)

[Questions and
Answers](#)

E-Verify Self Check Terms of Use

By accessing, viewing, or using E-Verify Self Check, you are agreeing to use this service in compliance with the terms of use stated below and all applicable laws and regulations. To use the Self Check Service, you must accept these terms of use by checking the box at the bottom of this page.

Terms of Use

Security

You are entering an Official United States Government System, which may be used only for authorized purposes. Websites for the Department of Homeland Security have been established in ...

(content continues)

Privacy Statement

Our Privacy Commitment to You

USCIS is committed to maintaining the privacy of your Personally Identifiable Information (PII) in accordance with USCIS standards.

(content continues)

I have read and agree to the Terms of use and Privacy Statement of E-Verify Self Check and accept the responsibility and restrictions in my use of this service.

Accept

[Self Check Home](#)

[About Self Check](#)

[How to Use
Self Check](#)

[Know Your Rights](#)

[Commitment to
Privacy](#)

[Questions and
Answers](#)

[Cancel Self
Check](#)

ESTABLISH IDENTITY

CONFIRM WORK ELIGIBILITY

1 ENTER ID DATA

2 TAKE A QUIZ

3 ENTER DOCUMENT DATA

4 GET RESULTS

Enter Your Identifying Information

The information that you enter below will be used by a third party identity assurance service to generate questions. Every E-Verify Self Check user is required to answer these questions to ensure that an individual is only allowed to perform an employment eligibility check on his or her own records. The name and date of birth entered below will be "locked in" for use in the employment eligibility check later.

* All fields marked with a red asterisk are required.

? Please click any question mark below to view additional instructions.

Name ?

* First Name MI * Last Name

Date of Birth

* Month * Day * Year

(data entry continues)

Neither the Department of Homeland Security nor any component agency or program will know about the questions you are asked or the answers that you choose. In addition, all information entered above will be deleted from the Self Check system at the end of your session. *(content continues)*

 Continue

[Self Check Home](#)

[About Self Check](#)

[How to Use
Self Check](#)

[Know Your Rights](#)

[Commitment to
Privacy](#)

[Questions and
Answers](#)

[Cancel Self
Check](#)

ESTABLISH IDENTITY

CONFIRM WORK ELIGIBILITY

1 ENTER
ID DATA

2 TAKE
A QUIZ

3 ENTER
DOCUMENT DATA

4 GET
RESULTS

Enter Your Identifying Information

The information that you enter below will be used by a third party identity assurance service to generate questions. Every E-Verify Self Check user is required to answer these questions to ensure that an individual is only allowed to perform an employment eligibility check on his or her own records. The name and date of birth entered below will be "locked in" for use in the employment eligibility check later.

* All fields marked with a red asterisk are required.

? Please click any question mark below to view additional instructions.

Name ?

* First Name

MI

* Last Name

Thomas

Jefferson

Date of Birth

* Month

* Day

* Year

April



13

1743

(data entry continues)

Neither the Department of Homeland Security nor any component agency or program will know about the questions you are asked or the answers that you choose. In addition, all information entered above will be deleted from the Self Check system at the end of your session. *(content continues)*

Continue

[Self Check Home](#)

[About Self Check](#)

[How to Use
Self Check](#)

[Know Your Rights](#)

[Commitment to
Privacy](#)

[Questions and
Answers](#)

[Cancel Self
Check](#)

ESTABLISH IDENTITY

CONFIRM WORK ELIGIBILITY

1 ENTER ID DATA

2 TAKE A QUIZ

3 ENTER DOCUMENT DATA

4 GET RESULTS

Review and Confirm the Information Provided

Please review the information below before continuing. If there are any errors, please click the button to the right and edit the information.

Name: **Thomas Jefferson**

Date of Birth: **April 13, 1743**

Social Security Number: **000-00-0000**

Address: **931 Thomas Jefferson Parkway
Charlottesville, VA 22902**

 [Confirm Information](#)

 [Edit Information](#)

[Self Check Home](#)

[About Self Check](#)

[How to Use
Self Check](#)

[Know Your Rights](#)

[Commitment to
Privacy](#)

[Questions and
Answers](#)

[Cancel Self
Check](#)

ESTABLISH IDENTITY

CONFIRM WORK ELIGIBILITY

1 ENTER
ID DATA

2 TAKE
A QUIZ

3 ENTER
DOCUMENT DATA

4 GET
RESULTS

What Happens Next

Once your information is submitted, you will be redirected to an independent, secure, identity assurance service. This service will use non-governmental information to generate questions that you will be asked to answer. **DHS will not be provided the questions you are asked, the multiple choice answers you will be shown, or the selections you choose.**

This process is designed to prevent others from viewing your information, thereby protecting your privacy and the integrity of the Self Check system. When the quiz is completed and DHS receives sufficient assurance of your identity, you will return to E-Verify Self Check to complete your employment eligibility check.

If you do not want your information to be used in this manner, you may decline below and Self Check will delete all of the information that you have entered.

Details about the E-Verify Self Check privacy policy are located in the privacy statement that can be found by clicking the link to the left.

Yes, I wish to proceed.

No, I do not wish to proceed

 Continue

 Cancel

E-Verify Self Check



Self Check Home

About Self Check

How to Use Self Check

Know Your Rights

Commitment to Privacy

Questions and Answers

Cancel Self Check

ESTABLISH IDENTITY

CONFIRM WORK ELIGIBILITY

1 ENTER ID DATA

2 TAKE A QUIZ

3 ENTER DOCUMENT DATA

4 GET RESULTS

What Happens Next

Once your information is submitted, you will be redirected to an independent, secure, identity assurance service. This service will use non-governmental information to generate questions that you will be asked to answer. **DHS will not be provided the questions you are asked, the multiple choice answers you will be shown, or the selections you choose.**

This process is designed to prevent others from viewing your information, thereby protecting your privacy and the integrity of the Self Check system. When the quiz is completed and DHS receives sufficient assurance of your identity, you will return to E-Verify Self Check to complete your employment eligibility check.

If you do not want your information to be used in this manner, you may decline below and Self Check will delete all of the information that you have entered.

Details about the E-Verify Self Check privacy policy are located in the privacy statement that can be found by clicking the link to the left.

Yes, I wish to proceed.

No, I do not



Navigation Question – Quiz Generated?

When a Self Check user's information is submitted to the identity assurance provider, the user follows one of the two paths below. Please select the one you would like to view.

Typical User's Path

Yes, identity assurance quiz is generated

The identity assurance provider matches the information to a known identity and a quiz is generated

Alternate Path

No, quiz is not generated

No matching identity is found, or an identity assurance quiz is not generated for another reason

[Self Check Home](#)

[About Self Check](#)

[How to Use
Self Check](#)

[Know Your Rights](#)

[Commitment to
Privacy](#)

[Questions and
Answers](#)

Session Ended

By your request, Self Check has ended this session.

Please be assured that your personal information was protected by the E-Verify Self Check service.

If you would like to perform an employment eligibility check in the future, please restart the E-Verify Self Check process.

 [Return Home](#)

Navigation Option – Resume the Process

[Resume
Process](#)

Click to the left to return to the
“**What Happens Next?**” page and
resume the process

[Self Check Home](#)

[About Self Check](#)

[How to Use
Self Check](#)

[Know Your Rights](#)

[Commitment to
Privacy](#)

[Questions and
Answers](#)

Unable to Proceed



Sorry, but we are unable to process your request at this time. We are unable to give you access to the Self Check service at this time because the third party identity assurance service was unable to generate enough information about you in order to create a quiz to confirm your identity.

There may be several reasons why a quiz could not be generated for you.

- You may have entered information incorrectly, preventing the independent service from locating any records about you
- *(content continues)*

Because the identity assurance step was not completed, Self Check did not check your personal information against any U.S. government records.

Even though an identity assurance quiz could not be generated, you may still be authorized to work in the United States. While we are unable to let you confirm your work eligibility through Self Check, alternative options are available and explained below. These methods may be used to gain access to your government records to ensure the accuracy of the records.

- **Wait until an employer checks your employment eligibility through E-Verify:**
Some companies use the E-Verify Program to check the work eligibility of their new hires.

(content continues)

 [Return Home](#)

Navigation Option – Resume the Process

[Resume
Process](#)

Click to the left to return to the “What Happens Next?” page and resume the process

Identity Assurance Quiz

You are visiting an independent, secure, identity assurance service. This service is using non-governmental information to generate identity-based questions that only you should be able to answer. When the quiz is completed, you will return to complete the E-Verify Self Check employment eligibility check.

Please do not use the Back button on your browser during this process. If you do, your session will be terminated and you will have to start over.

Please answer the question below. When you are finished, press the **Submit** button.

Identity Verification Question

At which of the following, now or in the past, have you worked? Please note that some answers may be abbreviated.

- MARYLAND GENERAL ASSEMBLY
- EXECUTIVE BRANCH OF THE U.S. GOVERNMENT
- MOUNT VERNON ESTATES
- HARVARD UNIVERSITY
- NONE OF THE ABOVE



Identity Assurance Quiz

You are visiting an independent, secure, identity assurance service. This service is using non-governmental information to generate identity-based questions that only you should be able to answer. When the quiz is completed, you will return to complete the E-Verify Self Check employment eligibility check.

Please do not use the Back button on your browser during this process. If you do, your session will be terminated and you will have to start over.

Please answer the question below. When you are finished, press the **Submit** button.

Identity Verification Question

Which of the following is your latest start date at the above referenced employer?

- January/1800 – March/1800
- October/1800 – December/1801
- January/1801 – March/1801
- April/1801 – June/1801
- NONE OF THE ABOVE



Identity Assurance Quiz

You are visiting an independent, secure, identity assurance service. This service is using non-governmental information to generate identity-based questions that only you should be able to answer. When the quiz is completed, you will return to complete the E-Verify Self Check employment eligibility check.

Please do not use the Back button on your browser during this process. If you do, your session will be terminated and you will have to start over.

Please answer the question below. When you are finished, press the **Submit** button.

Identity Verification Question

On which of the following streets have you lived?

- NORTH CAPITOL STREET
- MASSACHUSETTS AVENUE
- MAIN STREET
- PENNSYLVANIA AVENUE
- NONE OF THE ABOVE



Identity Assurance Quiz

You are visiting an independent, secure, identity assurance service. This service is using non-governmental information to generate identity-based questions that only you should be able to answer. When the quiz is completed, you will return to complete the E-Verify Self Check employment eligibility check.

Please do not use the Back button on your browser during this process. If you do, your session will be terminated and you will have to start over.

Please answer the question below. When you are finished, press the **Submit** button.

Identity Verification Question

Which of the following is either your current or your previous telephone number?

- 202-456-1414
- 434-984-9822
- 434-924-0311
- 804-698-1500
- NONE OF THE ABOVE



Identity Assurance Quiz

You are visiting an independent, secure, identity assurance service. This service is using non-governmental information to generate identity-based questions that only you should be able to answer. When the quiz is completed, you will return to complete the E-Verify Self Check employment eligibility check.

Please do not use the Back button on your browser during this process. If you do, your session will be terminated and you will have to start over.

Please answer the question below. When you are finished, press the **Submit** button.

Identity Verification Question

Which of the following is either your current or your previous telephone number?

- 202-456-1414
- 434-984-9822
- 434-924-0311
- 804-698-1500
- NONE OF THE ABOVE

 Submit

Navigation Question – Quiz Passed?

Once the identity assurance quiz is completed, the Self Check user follows one of the two paths below. Please select the one you would like to view.

**Typical
User's Path**

Yes, user passes the identity assurance quiz

The user successfully completes the identity assurance quiz and continues the process

**Alternate
Path**

No, user does not pass the quiz

The user's identity can not be confirmed and can not be permitted to continue the Self Check process

[Self Check Home](#)

[About Self Check](#)

[How to Use
Self Check](#)

[Know Your Rights](#)

[Commitment to
Privacy](#)

[Questions and
Answers](#)

Unable to Allow Access to the Self Check Service



Sorry, but we are unable to process your request at this time. We are unable to give you access to the Self Check service at this time because the third party identity assurance service was unable to confirm your identity based on the answers you provided.

There are several reasons why you may not have passed the quiz.

- You may have answered one or more questions incorrectly. Please read each one carefully and consider every answer.
- *(content continues)*

Because the identity assurance step was not completed, Self Check did not check your personal information against any U.S. government records.

Even though an error prevented you from successfully completing the identity assurance quiz, you may still be authorized to work in the United States. While we are unable to let you confirm your work eligibility through Self Check, alternative options are available and explained below. These methods may be used to gain access to your government records to ensure the accuracy of the records.

- **Wait until an employer checks your employment eligibility through E-Verify:**
Some companies use the E-Verify Program to check the work eligibility of their new hires.

(content continues)

[Return Home](#)

Navigation Option – Resume the Process

[Resume
Process](#)

Click to the left to return to the “ID Proofing Question” page and resume the process

[Self Check Home](#)

[About Self Check](#)

[How to Use Self Check](#)

[Know Your Rights](#)

[Commitment to Privacy](#)

[Questions and Answers](#)

[Cancel Self Check](#)

ESTABLISH IDENTITY

1 ENTER ID DATA

2 TAKE A QUIZ

3 ENTER DOCUMENT DATA

4 GET RESULTS

CONFIRM WORK ELIGIBILITY

Enter Your Citizenship and Document Details

Welcome back to E-Verify Self Check! You have successfully completed the identity assurance process and are ready to confirm your work eligibility.

(content continues)

* All fields marked with a red asterisk are required.

? Please click any question mark below to view additional instructions.

Name: Thomas Jefferson

Date of Birth: April 13, 1743

* **Social Security Number:** ?

* **Citizenship Status:** ?

(data entry continues)

Please review the information above for accuracy before continuing. An error in the information you provide may prevent E-Verify Self Check from immediately verifying your employment eligibility.

After review, click the button below to submit the information for an employment eligibility check.

 Continue

Self Check Home

About Self Check

How to Use Self Check

Know Your Rights

Commitment to Privacy

Questions and Answers

Cancel Self Check

ESTABLISH IDENTITY

1 ENTER ID DATA

2 TAKE A QUIZ

3 ENTER DOCUMENT DATA

4 GET RESULTS

CONFIRM WORK ELIGIBILITY

Enter Your Citizenship and Document Details

Welcome back to E-Verify Self Check! You have successfully completed the identity assurance process and are ready to confirm your work eligibility.

(content continues)

* All fields marked with a red asterisk are required.

? Please click any question mark below to view additional instructions.

Name: Thomas Jefferson

Date of Birth: April 13, 1743

* Social Security Number: ?

* Citizenship Status: ?

Choose One

(data entry continues)

Please review the information above for accuracy. Information that is incorrect or missing may prevent E-Verify Self Check from completing your review.

After review, click the button below to submit your information.

Continue

Navigation Question – Instantly Work Authorized?

When a Self Check user's information is submitted to E-Verify, the user follows one of the three paths below. Please select the one you would like to view.

Typical User's Path

Yes, the user is confirmed to be work eligible

The user's information was matched to SSA or DHS records and the user is eligible to work in the U.S.

Alternate Path – SSA

No, the user has an issue with SSA records

The information provided did not match SSA records, preventing a "work authorized" response

Alternate Path – DHS

No, the user has an issue with DHS records

The information provided did not match DHS records, preventing a "work authorized" response

[Self Check Home](#)

[About Self Check](#)

[How to Use
Self Check](#)

[Know Your Rights](#)

[Commitment to
Privacy](#)

[Questions and
Answers](#)

ESTABLISH IDENTITY

1 ENTER
ID DATA

2 TAKE
A QUIZ

3 ENTER
DOCUMENT DATA

4 GET
RESULTS



Work Authorization Confirmed

Thomas,

Self Check compared the information you provided to U.S. government databases and can confirm that, based on the information you provided, you are eligible to work in the United States.

If you are hired today by an E-Verify participating employer and you use the same documents and information provided, you will most likely be instantly work authorized when your employer checks your information using E-Verify.

In the event that you are not instantly work authorized, please work with your employer to ensure that your information was entered correctly and, if necessary, follow the steps outlined by E-Verify to resolve any issues.

This does not mean that you are guaranteed to pass through E-Verify without issue. A number of things can happen between now and when a future employer checks your information using E-Verify that may cause you to get a mismatch. Those things include name changes, citizenship status changes, expiration of work authorization, or a simple data entry error when your employer is entering your information into E-Verify. It is important that you keep your records up to date with the government to ensure an accurate employment verification process.

Thank you for completing the Self Check process!

 [Return Home](#)

Navigation Option – View Alternate Paths

[Alternate
Paths](#)

Click to the left to return to the “Enter Your Citizenship and Document Details” page and view a different result

[Self Check Home](#)

[About Self Check](#)

[How to Use Self Check](#)

[Know Your Rights](#)

[Commitment to Privacy](#)

[Questions and Answers](#)

[Cancel Self Check](#)

ESTABLISH IDENTITY

CONFIRM WORK ELIGIBILITY

1 ENTER ID DATA

2 TAKE A QUIZ

3 ENTER DOCUMENT DATA

4 GET RESULTS

Please Confirm the Information Below

An initial check of your records indicates that you may have mistyped your Social Security number. Please review the number you provided below and correct any errors.

Name: **Thomas Jefferson**

Date of Birth: **April 13, 1743**

* Social Security Number:

000

00

0000

* Citizenship Status: [?](#)

A citizen of the United States

(data fields continue)

Please review the information above for accuracy before continuing. An error in the information you provide may prevent E-Verify Self Check from immediately verifying your employment eligibility.

After review, click the button below to submit the information for an employment eligibility check.

 Continue

[Self Check Home](#)

[About Self Check](#)

[How to Use
Self Check](#)

[Know Your Rights](#)

[Commitment to
Privacy](#)

[Questions and
Answers](#)

[Cancel Self
Check](#)

ESTABLISH IDENTITY

1 ENTER
ID DATA

2 TAKE
A QUIZ

3 ENTER
DOCUMENT DATA

CONFIRM WORK ELIGIBILITY

4 GET
RESULTS



Possible Mismatch with Social Security Information

Thank you for checking on your work authorization information through E-Verify Self Check. Unfortunately we were not able to automatically verify the information you provided against Social Security Administration records.

(content continues)

What can you do?



1. **SELECT “I WILL VISIT SSA” BUTTON** - If you plan to visit SSA to request further investigation of the issue, please indicate by clicking the “I Will Visit SSA” button below to get additional instructions. Please note that you are not required to follow up about this issue. as
2. **READ AND PRINT LETTER** - Once you indicate that you will visit SSA, read and print the letter which provides a summary of the issue and detailed guidance around your

(content continues)



E-Verify Self Check



Notice of Mismatch with Social Security Administration (SSA) Records

[Print](#)[Ver en Español](#)

For SSA Field Office Staff: Do not use EV-STAR; See POMS RM 10250.000ff

| | |
|--|--|
| Jefferson, Thomas | April 13, 1743 |
| Name of the Employee (Last Name, First Name) | Date of Mismatch |
| 000-00-0000 | 20110001010101AA |
| Employee's Social Security Number (SSN) | Case Verification Number |
| Reason for this Referral Letter | <input checked="" type="checkbox"/> SSN does not match. The Social Security Number (SSN) entered in E-Verify Self Check is valid, but the name and/or date of birth entered do not match SSA records. |
| | <input type="checkbox"/> SSN is invalid. The SSN entered in E-Verify Self Check is not a valid number. |
| | <input type="checkbox"/> SSA unable to confirm U.S. Citizenship. Cannot confirm that the employee is eligible to work because SSA records do not show that the SSN holder is a U.S. citizen. |
| | <input type="checkbox"/> SSA record does not verify, Other Reason. SSA found a discrepancy in the record |
| | <input type="checkbox"/> SSA unable to process data. SSA found a discrepancy in other data in the record. |

Instructions

(content continues)

[Return Home](#)[Alternate Paths](#)

Click to the left to return to the "Enter Your Citizenship and Document Details" page and view a different result

Navigation Option – View Alternate Paths

E-Verify Self Check



Notificación de discrepancia con los registros de la Administración de Seguro Social (SSA)

Imprimir

[View in English](#)

For SSA Field Office Staff: Do not use EV-STAR; See POMS RM 10250.000ff

| | |
|---|--|
| Jefferson, Thomas | April 13, 1743 |
| Nombre del empleado (apellido, primer nombre) | Fecha de la discrepancia |
| 000-00-0000 | 20110001010101AA |
| Número de seguro social (SSN) del empleado | Número de verificación del caso |
| Motivo de esta Notificación : | <input checked="" type="checkbox"/> SSN no coincide. El número de seguro social (SSN) ingresado en E-Verify Self Check es válido, pero el nombre y/o la fecha de nacimiento ingresado no coinciden con los registros de SSA. <input type="checkbox"/> SSN inválido. El número de seguro social (SSN) ingresado en E-Verify Self Check no es un número válido. <input type="checkbox"/> SSA no puede confirmar la ciudadanía estadounidense. No es posible confirmar que el empleado es elegible para trabajar porque los registros de SSA no indican que el portador del SSN es un ciudadano estadounidense. <input type="checkbox"/> El registro de SSA no puede realizar la verificación, Otro motivo. SSA encontró una discrepancia en el registro. <input type="checkbox"/> SSA no puede procesar los datos. SSA encontró una discrepancia en otros datos del registro. |

Instrucciones

(content continues)

[Volver al Inicio](#)

Navigation Option – View Alternate Paths

[Alternate Paths](#)

Click to the left to return to the “Enter Your Citizenship and Document Details” page and view a different result

E-Verify Self Check



[Self Check Home](#)

[About Self Check](#)

[How to Use
Self Check](#)

[Know Your Rights](#)

[Commitment to
Privacy](#)

[Questions and
Answers](#)

ESTABLISH IDENTITY

1 ENTER
ID DATA

2 TAKE
A QUIZ

3 ENTER
DOCUMENT DATA

4 GET
RESULTS



You Have Chosen Not to Contact SSA

You have chosen not to contact the Social Security Administration (SSA) to determine what caused the data mismatch and to update your record or correct any potential errors.

This means that if you are hired by an employer that participates in the E-Verify program you are likely to get an E-Verify SSA Tentative Non-Confirmation (TNC). At that time, you will have the opportunity to contest the TNC by contacting SSA to correct any errors that may exist in your records. If you chose not to contest the TNC, or if you are unable to resolve the problem with your records, you may be terminated by your employer.

Thank you for using Self Check!

[Return Home](#)

Navigation Option – View Alternate Paths

[Alternate
Paths](#)

Click to the left to return to the “Enter Your Citizenship and Document Details” page and view a different result

Self Check Home

About Self Check

How to Use Self Check

Know Your Rights

Commitment to Privacy

Questions and Answers

Cancel Self Check

ESTABLISH IDENTITY

CONFIRM WORK ELIGIBILITY

1 ENTER ID DATA

2 TAKE A QUIZ

3 ENTER DOCUMENT DATA

4 GET RESULTS

Please Confirm the Information Below

An initial check of your records indicates that you may have mistyped some information from the document indicated. Please review the information you provided below and correct any errors.

(name, date of birth, and Social Security are presented, but can not be changed)

* Citizenship Status: 

An alien authorized to work

* Document Type:

Employment Authorization Document (Form I-766)

* Document Number:

DOC123456789

Document Expiration Date:

Month:

Day:

Year:

December

31

2015

Please review the information above for accuracy before continuing. An error in the information you provide may prevent E-Verify Self Check from immediately verifying your employment eligibility.

After review, click the button below to submit the information for an employment eligibility check.

 Continue

[Self Check Home](#)

[About Self Check](#)

[How to Use Self Check](#)

[Know Your Rights](#)

[Commitment to Privacy](#)

[Questions and Answers](#)

[Cancel Self Check](#)



Possible Mismatch with Immigration Information

Thank you for checking on your work authorization information through E-Verify Self Check. Unfortunately we were not able to automatically verify the information you provided against Department of Homeland Security immigration records.

(content continues)

What can you do?



- 1. SELECT "PLEASE REVIEW" BUTTON** - If you want DHS to further review your work eligibility, please indicate by clicking the "Please Review" button below. Please note that this is not required, but is necessary for DHS to continue a review at this time.
- 2. READ AND PRINT LETTER** - Once you request additional review, read and print the letter which provides a summary of the issue and detailed guidance around your next steps.

(content continues)



Notice of Possible Mismatch with Department of Homeland Security (DHS) Records



Print

[Ver en Español](#)

| | |
|--|--------------------------|
| Jefferson, Thomas | April 13, 1743 |
| Name of the Employee (Last Name, First Name) | Date of Mismatch |
| A-00000000 | 20110001010101AA |
| A-Number or I-94 Number | Case Verification Number |

Instructions

Why you have this notice

Self Check just compared the information you provided against the Department of Homeland Security's (DHS) immigration record databases as part of the process to assess your work authorization status.

You received this Notice because there may be a mismatch between the data you entered and the data in your DHS records. It does not mean that you gave wrong information or that you are not authorized to work in the United States.

An E-Verify Self Check mismatch can occur for various reasons, including:

- Your information must be manually checked by a DHS representative before confirming work authorization;

(content continues)



[Return Home](#)

Navigation Option – View Alternate Paths

[Alternate Paths](#)

Click to the left to return to the “Enter Your Citizenship and Document Details” page and view a different result

Notificación de posible discrepancia con los registros del Departamento de Seguridad Nacional (DHS)

[Imprimir](#)[View in English](#)

| | |
|---|---------------------------------|
| Jefferson, Thomas | April 13, 1743 |
| Nombre del empleado (apellido, primer nombre) | Fecha de la discrepancia |
| A-00000000 | 20110001010101AA |
| Número A- o número I-94 del empleado | Número de verificación del caso |

Instrucciones

Por qué recibió esta notificación

Self Check comparó la información que usted proporcionó con las bases de datos de registros inmigratorios del Departamento de Seguridad Nacional (DHS) como parte del proceso de evaluación de su condición respecto de la autorización de empleo.

Usted ha recibido esta notificación porque hay una discrepancia entre la información que usted ingresó y la información en sus registros de DHS. Esto no significa que usted haya proporcionado información incorrecta ni que usted no esté autorizado para trabajar en Estados Unidos.

Una discrepancia E-Verify Self Check se puede producir por diferentes motivos, incluidos los siguientes:

- Un representante de DHS debe verificar manualmente su información antes de confirmar la autorización de empleo.

(content continues)

[Volver al Inicio](#)

Navigation Option – View Alternate Paths

[Alternate Paths](#)

Click to the left to return to the “Enter Your Citizenship and Document Details” page and view a different result

E-Verify Self Check



[Self Check Home](#)

[About Self Check](#)

[How to Use
Self Check](#)

[Know Your Rights](#)

[Commitment to
Privacy](#)

[Questions and
Answers](#)

ESTABLISH IDENTITY

1 ENTER
ID DATA

2 TAKE
A QUIZ

3 ENTER
DOCUMENT DATA

4 GET
RESULTS



You Have Chosen Not to Contact DHS

You have chosen not to contact the Department of Homeland Security to determine what may be wrong with the data in your DHS records and correct any potential errors.

This means that if you are hired by an employer that participates in the E-Verify program you are likely to get an E-Verify DHS Tentative Non-Confirmation (TNC). At that time, you will have the opportunity to contest the TNC by contacting DHS to correct any errors that may exist in your records. If you chose not to contest the TNC, or if you are unable to resolve the problem with your records, you may be terminated by your employer.

Thank you for using Self Check!

[Return Home](#)

Navigation Option – View Alternate Paths

[Alternate
Paths](#)

Click to the left to return to the “Enter Your Citizenship and Document Details” page and view a different result

[Self Check Home](#)

[About Self Check](#)

[How to Use
Self Check](#)

[Know Your Rights](#)

[Commitment to
Privacy](#)

[Questions and
Answers](#)

E-Verify Self Check is Temporarily Unavailable



E-Verify Self Check is temporarily unavailable due to system maintenance. No estimate is available for the completion of the maintenance. Please try again later to perform a check of your employment eligibility.

 [Return Home](#)

[Self Check Home](#)

[About Self Check](#)

[How to Use
Self Check](#)

[Know Your Rights](#)

[Commitment to
Privacy](#)

[Questions and
Answers](#)

E-Verify Self Check Limited Availability



Thank you for your interest in E-Verify Self Check!

Unfortunately, E-Verify Self Check is being offered only to users that maintain an address and are physically located in Arizona, Colorado, Idaho, Mississippi, and Virginia during this initial phase.

If you maintain an address in one of these states but are trying to use E-Verify Self Check in another state, please try again when you return. The technology that is employed to contain Self Check usage requires that you be physically located in one of the states listed above.

Thanks for your patience as we work to expand the E-Verify Self Check service in order to ensure that you have a fast, free and simple method to check your employment eligibility in the United States!

[🏠 Return Home](#)

[Self Check Home](#)

[About Self Check](#)

[How to Use
Self Check](#)

[Know Your Rights](#)

[Commitment to
Privacy](#)

[Questions and
Answers](#)

Session Ended

By your request, Self Check has ended this session.

Please be assured that your personal information was protected by the E-Verify Self Check service.

If you would like to perform an employment eligibility check in the future, please restart the E-Verify Self Check process.

 [Return Home](#)

[Self Check Home](#)

[About Self Check](#)

[How to Use
Self Check](#)

[Know Your Rights](#)

[Commitment to
Privacy](#)

[Questions and
Answers](#)

Session Timeout

Your session with E-Verify Self Check has timed out. To protect your privacy, the information you entered has been deleted from E-Verify Self Check. To re-start, please click the button below.

 [Start Self Check](#)

[Self Check Home](#)

[About Self Check](#)

[How to Use
Self Check](#)

[Know Your Rights](#)

[Commitment to
Privacy](#)

[Questions and
Answers](#)

E-Verify Self Check System Error



A system error is preventing E-Verify Self Check from correctly processing your request at this time. This does not mean you are unauthorized to work in the United States. Please be assured that your personal information was protected by the E-Verify Self Check service.

You may try to run your Self Check query at a later time.

We apologize for the inconvenience and thank you for using E-Verify Self Check!

If you continue to receive this message, please report the problem by calling (888) 897-7781, TTY at (877) 875-6028, or emailing everifyselfcheck@dhs.gov with the subject line "E-Verify Self Check Error."

 [Return Home](#)

Page Index

E-Verify Self Check Interactive Preview

Introductory Pages



- Title Page
- Interactive Preview Introduction
- Self Check Process Overview
- Document Navigation Options

USCIS Branded Pages



U.S. Citizenship
and Immigration
Services



- E-Verify Self Check Home
- About Self Check
- How to Use Self Check
- Know Your Rights
- Commitment to Privacy
- Questions and Answers
- Overview of Self Check

ID Assurance Branded Pages

ID Proofing Questions

E-Verify Self Check Branded Pages



- E-Verify Self Check Terms of Use
- Enter Your Identifying Information
- Review and Confirm the Information Provided
- What Happens Next
- Unable to Proceed
- Unable to Allow Access to the Self Check Service

Identity
Assurance
Check

- Enter Your Citizenship and Document Details
- Work Authorization Confirmed
- Please Confirm the Information Below (SSA)
- Possible Mismatch with Social Security Information
- You Have Chosen Not to Contact SSA
- Please Confirm the Information Below (DHS)
- Possible Mismatch with Immigration Information
- You Have Chosen Not to Contact DHS

Work
Authorization
Check

- E-Verify Self Check is Temporarily Unavailable
- E-Verify Self Check Limited Availability
- Session Ended
- Session Timeout
- E-Verify Self Check System Error

Error
Screens

Printer Friendly Pages



- Notice of Mismatch with SSA Records (En Español)
- Notice of Possible Mismatch with DHS Records (En Español)